

Learning Objective: To help children recognize similar likes and dislikes

Skill: Making friends

Explain:





























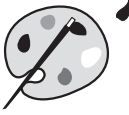

The phrase "having something in common" means that two people enjoy doing the same thing, or own something similar, or have a similar ability, and so on.

Distribute Activity Sheet 8 and ask the children to circle their interests. When they are done, have children choose partners, or divide the group into partners. Partners look at their sheets together, finding similar interests and talking to each other about them. Finally, partners share their different interests and tell each other about them.

We Have Something In Common

ACTIVITY SHEET 8

Name _____ Date _____

I like to play...	My favorite thing to do is...	I live with my...
Basketball 	Hang out with friends 	Sister 
Soccer 	Read 	Brother 
Tennis 	Play video games 	Stepparent 
Hockey 	Write 	Parent 
Baseball 	Listen to music 	Grandparent 
Other _____	Other _____	Other _____
I love to eat...	My favorite subject is...	When I grow up I want to be...
Italian food 	History 	A teacher 
Chinese food 	English 	A firefighter 
Southern food 	Math 	A doctor 
Indian food 	Science 	A businessperson 
Japanese food 	Art 	A pro sports player 
Other _____	Other _____	Other _____